

1

2

3

4





5

6

7

8

9



- - - - - FOLD
- CUT
- PRINTAREA

INSTRUCTIONS
 - Print all the 9 pages (A4)
 - Use tape to arrange them in order.
 - Use scissors to cut out the form.
 - Put the form on to the sheet you want for your lamshade and then cut and fold!

